


Automotive


Vacuum Roll System Poto

- ✓ To implement pleasant work environment
- ✓ To prevent safety accident


- Washer Type



< 4 Roll Set Washing Unit >




< 5 Roll Set Washing Unit >



- Rotary Joint (Vacuum Roll Connection)



Vacuum Roll Hole




Vacuum Roll Joint




Washer Front

- This is the pipe connection between the vacuum roll and the vacuum pump. (롤 연결부)
- Use flexible wrinkled tubes with no disruption to the washer case up/down operation
- 와서 케이스 상/하 작동에 지장이 없고, 유연성이 우수한 주름 배관을 사용

- Vacuum Roll System Installation Case



US HMMA (Manual)



China BHMC 2,4,5 (Manual & Auto)



Korea Ulsan HMC 3 (Manual)



Korea Jeonju HMC (Manual)

■ Control Panel



Vacuum Roll System Control Panel

- The vacuum system control panel is automatic and manual. (자동, 수동 가능)
- Each part can be identified by its own action. (부품별 개별 동작 가능)
- PLC is used and can be linked to the field. (PLC 연결로 연동 가능)
- Major equipment brand usage for field (현장 맞춤 전기 기기 브랜드 사용)

- Vacuum Pump Unit (Case type)



Korea Ulsan HMC 3



US HMMA



China BHMC 2




Korea Jeonju HMC

- Vacuum Pump Unit (Open type)



China BHMC 4,5



China BHMC 4,5

- The open vacuum pump unit is located in the centering. (오픈형은 센터링에 위치)
- Vulnerable to vacuum in mold press. (금형 프레스 진동에 취약하다)
- It is not possible to check whether the operation is in production. (생산 중 확인 불가능)
- The space for repairs is very small. (수리 공간이 좁다)

- Production with vacuum System



- Vacuum installation picture



Roll exchange operation



Washer Pipe Connection



We thank you very much for giving us an opportunity to participate in the cost saving innovation through quality improvement, environmental improvement and vacuum cup error prevention.

JUKOREA

Address : 295-39, Cheongang-ro, Cheonbuk-myeon, Gyeongju-si,
Gyeongsangbuk-do, Korea

Phone : +82 – 54 – 774 – 2353

Fax : +82 – 505 – 170 – 2383

E-mail : jukorea2001@daum.net

